

Development of online land-based learning resources for FE/HE students and industry stakeholders

Dr Jennie Litten-Brown

Introduction

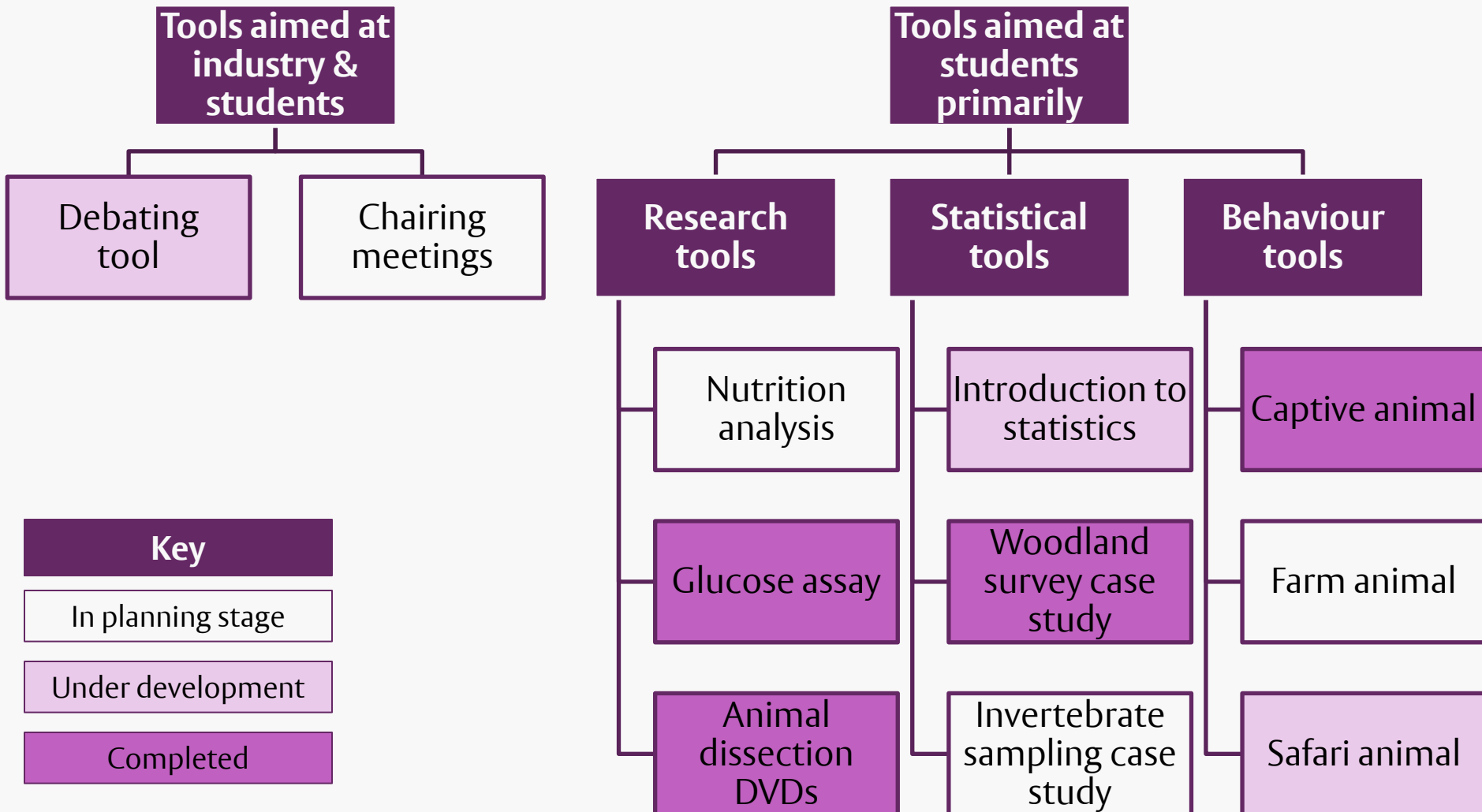
- There is a potential gap in the understanding of prospective HE students regarding the key skill requirements for degrees in the land-based sector.
- The requirements of the project were to develop a series of online tools that would:
 - Encourage students to undertake land-based degrees
 - Account for the unmet needs of the labour markets
 - Develop practical, mathematical and research skills
 - Create tools that complement industry stakeholder requirements.
- When developing the tools, factors such as use by dyslexics were taken into account.

Progress South Central

- The project was undertaken in collaboration with Progress South Central Lifelong Learning Network.
- PSC seeks primarily to:
 - address those barriers to progression from vocational Further Education into and within Higher Education that might be removed by a better understanding of the needs of learners and employers.
 - support institutions to design and deliver provision which meets the needs of both learners and employers.



Roadmap of Tools Under Development



Tools Aimed at Industry and Students

- These tools are designed to be useable by all stakeholders and develop skills that are useful when dealing with meetings and discussions
- Debating Tool
 - This tool will take the form of a presentation interspersed with a scripted video that lays out the correct structure and process of a structured debate
- Chairing Meeting Tool
 - This tool again in the form of a presentation with a scripted video provides guidance for chairing and running efficient meetings.



Tools aimed primarily at students

- The tools aimed at students provide guidance as to some of the basic requirements at HE level:
- Research Tools
 - These cover aspects such as experimental design, risk assessment and spreadsheet use while also through instructional DVD show laboratory demonstrations that may not be practical in all institutions.
- Statistical Tools
 - The general introduction to statistics tool is designed to both give an overview of the key statistical methods but also a tutorial on the correct interpretation of statistics. This tool is supported by key land-based case studies which demonstrate different statistical methods.



Tools aimed primarily at students


- Behavioural Tools
 - These will show a set of complementary video-based tutorials that demonstrate basic animal behaviour observation studies but also a case study of the comparison between captive, farm and safari animals.
- While these tools are under active development, the project is at a stage where key sector stakeholders are being canvassed to identify other areas for development.
- The following slides will show some example pages from the tools developed so far.



Descriptive Statistics


- Numerically, descriptive statistics are mainly concerned with the frequency distribution and measures of location such as:

- the mean
- the median
- the mode

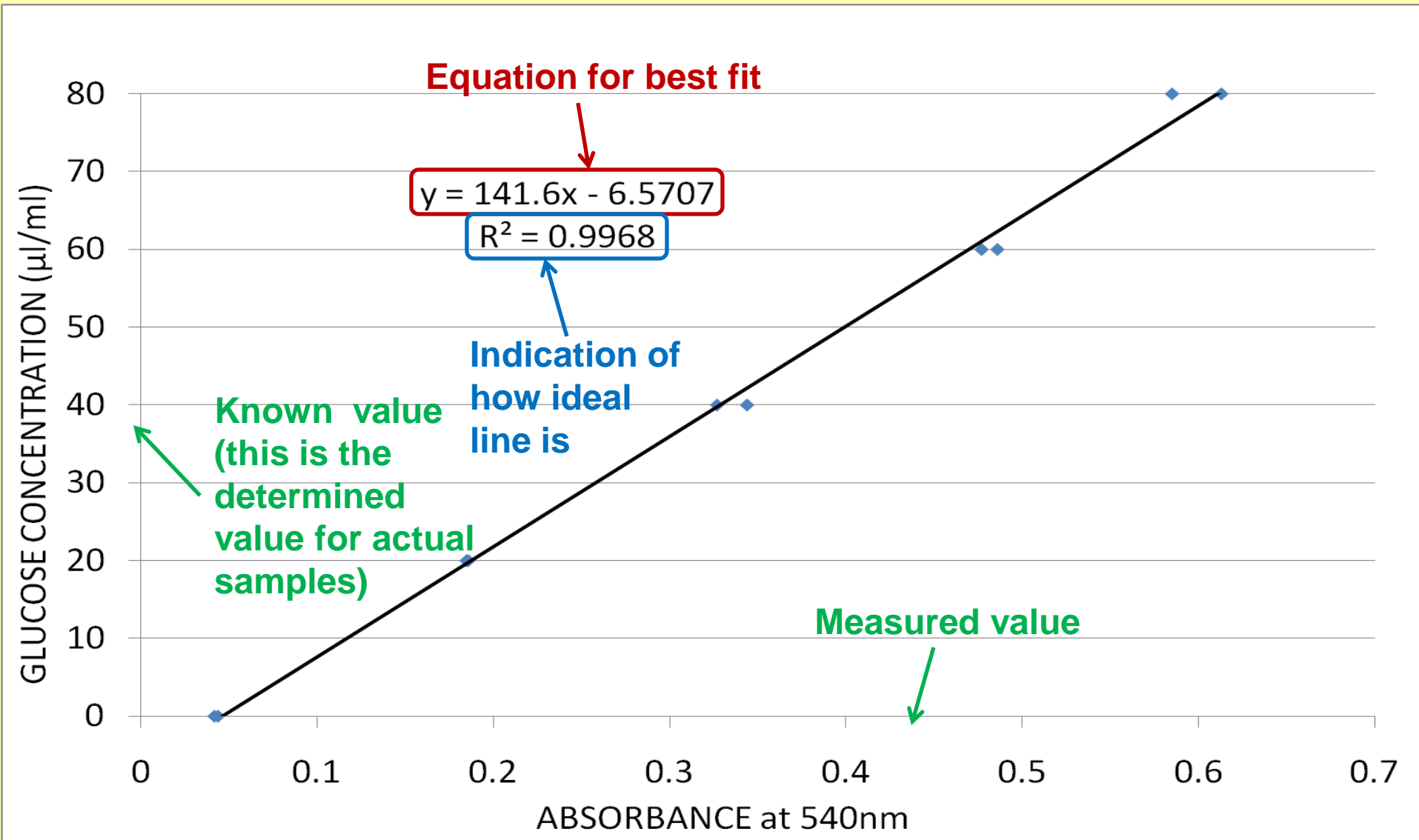


- Descriptive statistics also look at the dispersion (spread) of results using measures such as:

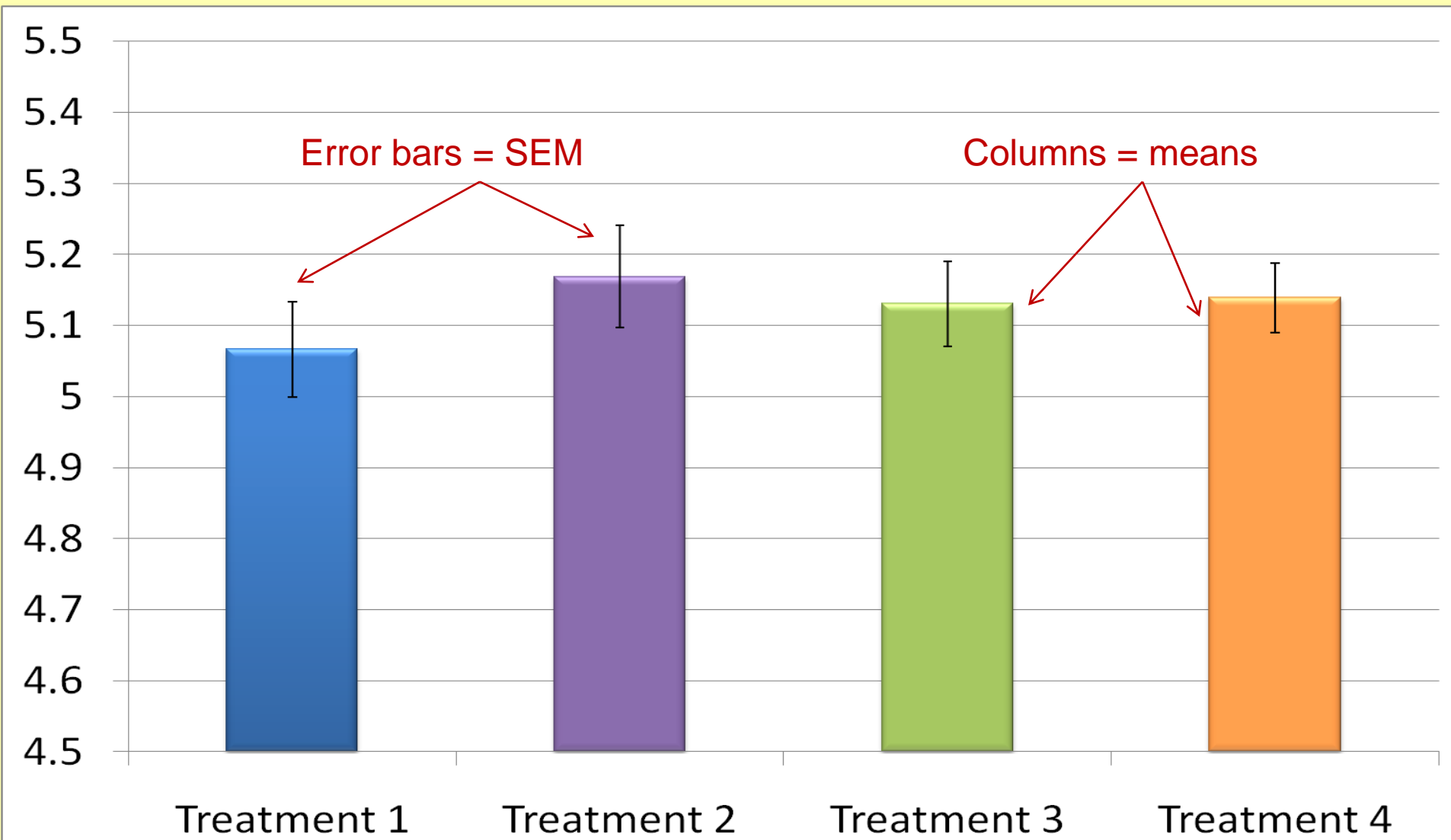
- the range & interquartile range
- variance
- standard deviation



Standard Curve



Mean and SEM



Simple Cluster Sample

A	A	O	A	S	x	A	O	A	A	M	O	O	A	O	M	x	O	O	S
O	A	A	O	A	A	A	M	S	O	A	x	A	C	A	S	A	A	x	O
M	S	A	x	A	O	x	S	O	A	A	A	A	x	S	A	O	A	A	A
A	A	O	A	O	A	A	A	A	C	O	A	S	A	O	A	A	S	A	S
S	x	M	A	x	A	S	S	M	A	A	x	O	A	O	A	O	C	O	M
O	A	S	A	S	A	O	A	O	x	O	S	O	x	x	A	x	O	O	A
O	A	A	A	A	C	O	A	S	A	M	A	A	A	A	O	O	O	A	O
S	O	A	O	x	A	A	O	M	S	A	A	A	O	A	S	A	A	M	A
x	O	S	A	O	A	A	x	A	O	S	O	A	S	A	A	C	A	A	S
A	A	A	A	O	A	O	O	C	O	M	A	A	x	M	O	A	A	A	O
M	A	O	A	A	O	x	O	A	A	A	S	A	A	O	A	A	A	S	A
O	x	A	A	S	A	A	x	O	A	A	O	O	M	O	A	x	O	A	x
A	O	A	M	A	O	A	O	A	A	O	A	x	A	A	A	O	A	A	A
S	A	A	A	O	A	S	M	A	A	x	S	A	A	S	O	A	M	A	O

The Heart



- The heart is a big pump that circulates the blood around the body.
- If you lived to 66 years old it would beat 2.5 billion times.
- In adults, the heart pumps 8000 gallons of blood every day.

AREA HEALTH AND SAFETY RISK ASSESSMENT FORM

Assessment Reference No.		Area or activity assessed:	
Assessment date			
Persons who may be affected by the activity (i.e. are at risk)			

SECTION 1: Identify Hazards - Consider the activity or work area and identify if any of the hazards listed below are significant (tick the boxes that apply).

1.	Fall of person (from work at height)		6.	Lighting levels		11.	Use of portable tools / equipment		16.	Vehicles / driving at work		21.	Hazardous fumes, chemicals, dust		26.	Occupational stress
2.	Fall of objects		7.	Heating & ventilation		12.	Fixed machinery or lifting equipment		17.	Outdoor work / extreme weather		22.	Hazardous biological agent		27.	Violence to staff / verbal assault
3.	Slips, Trips & Housekeeping		8.	Layout, storage, space, obstructions		13.	Pressure vessels		18.	Fieldtrips / field work		23.	Confined space / asphyxiation risk		28.	Work with animals
4.	Manual handling operations		9.	Welfare facilities		14.	Noise or Vibration		19.	Radiation sources		24.	Condition of Buildings & glazing		29.	Lone working / work out of hours
5.	Display screen equipment		10.	Electrical Equipment		15.	Fire hazards & flammable material		20.	Work with lasers		25.	Food preparation		30.	Other(s) - specify

SECTION 2: Risk Controls - For each hazard identified in Section 1, complete Section 2.

Hazard No.	Hazard Description	Existing controls to reduce risk	Risk Level (tick one)			Further action needed to reduce risks <i>(provide timescales and initials of person responsible)</i>
			High	Med	Low	
		•				
		•				
		•				
		•				
		•				
		•				
		•				
		•				
		•				
		•				
		•				
		•				
		•				
Name of Assessor(s)		SIGNED			Number of continuation sheets used:	
Review date						

Access to Resources

- The ultimate aim of the project is to provide the tools as a free online resource.
- The tools will be made available to anyone wishing to use them but promoted primarily among the land-based education and industry sectors.
- Hosting of the resources will be on a site similar to the Engage In Research interactive resource for bioscience students developed by the University of Reading (<http://www.engageinresearch.ac.uk/>)



ENGAGE in research

Conclusion

- The ongoing project at the University of Reading will provide a long-term free resource for prospective students and key industry stakeholders.
- The resource is such that additional tools can be added at any time in the future as further needs are identified.
- It is hoped that this project provides a good model for the provision of complementary learning resources that can be translated across other subject areas with specific case studies adapted to specific requirements.

Funding

- This project has been co-funded by :
 - Progress South Central
 - The University of Reading through its University Teaching Fellowship Scheme.

